

Blank of gebeitst, niet gebeitst, gegloeid of toch niet gegloeid? Vraag dit gerust aan, wij leveren conform uw wensen. Onze voorraad is over het algemeen gebeitst en ongegloeid.

BUIZEN

GELASTE BUIZEN

DIN

EN 10217-7
ISO 1127 D4-T3

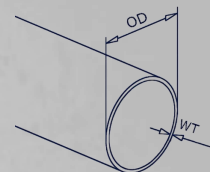
304L Wst. 1.4301

Wst. 1.4307

316L Wst. 1.4401

Wst. 1.4404

OD	WT	304L	316L	KG/m
OUTSIDE DIAMETER	WALL THICKNESS	ARTIKELNUMMER	ARTIKELNUMMER	
21.30	1.60	PLWA421.30X1.6	PLWA621.30X1.6	0.80
	2.00	PLWA421.30X2.0	PLWA621.30X2.0	0.95
	2.60	PLWA421.30X2.6	PLWA621.30X2.6	1.18
	2.65 (1/2" GAS)	PLWA421.30X2.65	PLWA621.30X2.65	1.20
22.00	1.00	PLWA422.00X1.0	PLWA622.00X1.0	0.50
	1.20	PLWA422.00X1.2	PLWA622.00X1.2	0.60
	1.50	PLWA422.00X1.5	PLWA622.00X1.5	0.75
	2.00	PLWA422.00X2.0	PLWA622.00X2.0	1.00
25.00	1.00	PLWA425.00X1.0	PLWA625.00X1.0	0.60
	1.50	PLWA425.00X1.5	PLWA625.00X1.5	0.85
	2.00	PLWA425.00X2.0	PLWA625.00X2.0	1.20
	2.50	PLWA425.00X2.5	PLWA625.00X2.5	1.70
26.90	1.60	PLWA426.90X1.6	PLWA626.90X1.6	1.00
	2.00	PLWA426.90X2.0	PLWA626.90X2.0	1.25
	2.60	PLWA426.90X2.6	PLWA626.90X2.6	1.55
	2.65 (3/4" GAS)	PLWA426.90X2.65	PLWA626.90X2.65	1.60
28.00	1.50	PLWA428.00X1.5	PLWA628.00X1.5	1.00
	2.00	PLWA428.00X2.0	PLWA628.00X2.0	1.25
30.00	1.50	PLWA430.00X1.5	PLWA630.00X1.5	1.05
	2.00	PLWA430.00X2.0	PLWA630.00X2.0	1.40
	2.50	PLWA430.00X2.5	PLWA630.00X2.5	1.75
	3.00	PLWA430.00X3.0	PLWA630.00X3.0	2.00
33.70	1.60	PLWA433.70X1.6	PLWA633.70X1.6	1.25
	2.00	PLWA433.70X2.0	PLWA633.70X2.0	1.55
	2.60	PLWA433.70X2.6	PLWA633.70X2.6	2.00
	3.00	PLWA433.70X3.0	PLWA633.70X3.0	2.25
	3.20	PLWA433.70X3.2	PLWA633.70X3.2	2.45
	3.25 (1" GAS)	PLWA433.70X3.25	PLWA633.70X3.25	2.50
38.00	1.50	PLWA438.00X1.5	PLWA638.00X1.5	1.35
	2.00	PLWA438.00X2.0	PLWA638.00X2.0	1.75
	2.50	PLWA438.00X2.5	PLWA638.00X2.5	2.25
40.00	1.00	PLWA440.00X1.0	PLWA640.00X1.0	0.95
	2.00	PLWA440.00X2.0	PLWA640.00X2.0	1.90
41.00	1.50	PLWA441.00X1.5	PLWA641.00X1.5	1.20
42.00	1.50	PLWA442.00X1.5	PLWA642.00X1.5	1.70
42.40	1.60	PLWA442.40X1.6	PLWA642.40X1.6	1.60
	2.00	PLWA442.40X2.0	PLWA642.40X2.0	2.00
	2.60	PLWA442.40X2.6	PLWA642.40X2.6	2.55
	3.20	PLWA442.40X3.2	PLWA642.40X3.2	3.15
44.50	1.50	PLWA444.50X1.5	PLWA644.50X1.5	1.60
	2.00	PLWA444.50X2.0	PLWA644.50X2.0	2.10
48.30	1.60	PLWA448.30X1.6	PLWA648.30X1.6	1.85
	2.00	PLWA448.30X2.0	PLWA648.30X2.0	2.30
	2.60	PLWA448.30X2.6	PLWA648.30X2.6	3.00
	3.20	PLWA448.30X3.2	PLWA648.30X3.2	3.60
	3.25 (1.1/2" GAS)	PLWA448.30X3.25	PLWA648.30X3.25	3.65
50.00	1.50	PLWA450.00X1.5	PLWA650.00X1.5	1.80
	2.00	PLWA450.00X2.0	PLWA650.00X2.0	2.45
51.00	1.50	PLWA451.00X1.5	PLWA651.00X1.5	1.85
	2.00	PLWA451.00X2.0	PLWA651.00X2.0	2.50
53.00	1.50	PLWA453.00X1.5	PLWA653.00X1.5	1.95
54.00	1.50	PLWA454.00X1.5	PLWA654.00X1.5	2.00
	2.00	PLWA454.00X2.0	PLWA654.00X2.0	2.60
57.00	1.50	PLWA457.00X1.5	PLWA657.00X1.5	2.10
60.30	1.60	PLWA460.30X1.6	PLWA660.30X1.6	2.35
	2.00	PLWA460.30X2.0	PLWA660.30X2.0	2.90
	2.60	PLWA460.30X2.6	PLWA660.30X2.6	3.75
	3.00	PLWA460.30X3.0	PLWA660.30X3.0	4.30
	3.60	PLWA460.30X3.6	PLWA660.30X3.6	5.10
	3.65 (2" GAS)	PLWA460.30X3.65	PLWA660.30X3.65	5.20
63.50	1.60	PLWA463.50X1.6	PLWA663.50X1.6	2.50
70.00	1.50	PLWA470.00X1.5	PLWA670.00X1.5	2.55
	2.00	PLWA470.00X2.0	PLWA670.00X2.0	3.40
	3.00	PLWA470.00X3.0	PLWA670.00X3.0	5.35
76.10	1.60	PLWA476.10X1.6	PLWA676.10X1.6	3.00
	2.00	PLWA476.10X2.0	PLWA676.10X2.0	3.70
	3.00	PLWA476.10X3.0	PLWA676.10X3.0	5.50
	3.60 (2.1/2" GAS)	PLWA476.10X3.6	PLWA676.10X3.6	6.50



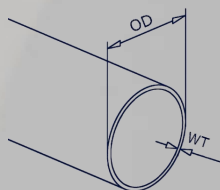


Blank of gebeitst, niet gebeitst, gegloeid of toch niet gegloeid? Vraag dit gerust aan, wij leveren conform uw wensen. Onze voorraad is over het algemeen gebeitst en ongegloeid.

EN 10217-7
ISO 1127 D4-T3

Wst. 1.4301
Wst. 1.4307 **304L**

Wst. 1.4401
Wst. 1.4404 **316L**



OD	WT	304L	316L	KG/m
OUTSIDE DIAMETER	WALL THICKNESS	ARTIKELNUMMER	ARTIKELNUMMER	
80.00	2.00	PLWA480.00X2.0	PLWA680.00X2.0	3.90
83.00	1.50	PLWA483.00X1.5	PLWA683.00X1.5	3.05
84.00	2.00	PLWA484.00X2.0	PLWA684.00X2.0	4.10
85.00	2.00	PLWA485.00X2.0	PLWA685.00X2.0	4.15
88.90	2.00	PLWA488.90X2.0	PLWA688.90X2.0	4.35
	2.60	PLWA488.90X2.6	PLWA688.90X2.6	5.60
	3.00	PLWA488.90X3.0	PLWA688.90X3.0	6.45
	3.20	PLWA488.90X3.2	PLWA688.90X3.2	6.85
	4.00	PLWA488.90X4.0	PLWA688.90X4.0	8.50
	4.05 (3" GAS)	PLWA488.90X4.05	PLWA688.90X3.05	8.55
101.60	1.50	PLWA4101.60X1.5	PLWA6101.60X1.5	3.75
	2.00	PLWA4101.60X2.0	PLWA6101.60X2.0	5.00
	3.00	PLWA4101.60X3.0	PLWA6101.60X3.0	7.40
	4.00	PLWA4101.60X4.0	PLWA6101.60X4.0	9.78
	4.05 (3.1/2" GAS)	PLWA4101.60X4.05	PLWA6101.60X4.05	9.90
104.00	2.00	PLWA4104.00X2.0	PLWA6104.00X2.0	5.10
106.00	3.00	PLWA4106.00X3.0	PLWA6106.00X3.0	7.75
108.00	2.00	PLWA4108.00X2.0	PLWA6108.00X2.0	5.30
	3.00	PLWA4108.00X3.0	PLWA6108.00X3.0	7.90
	4.00	PLWA4108.00X4.0	PLWA6108.00X4.0	10.45
114.30	2.00	PLWA4114.30X2.0	PLWA6114.30X2.0	5.60
	2.60	PLWA4114.30X2.6	PLWA6114.30X2.6	7.25
	3.00	PLWA4114.30X3.0	PLWA6114.30X3.0	8.35
	3.60	PLWA4114.30X3.6	PLWA6114.30X3.6	10.00
	4.00	PLWA4114.30X4.0	PLWA6114.30X4.0	11.05
129.00	2.00	PLWA4129.00X2.0	PLWA6129.00X2.0	6.35
133.00	4.00	PLWA4133.00X4.0	PLWA6133.00X4.0	12.90
139.70	2.00	PLWA4139.70X2.0	PLWA6139.70X2.0	6.90
	2.60	PLWA4139.70X2.6	PLWA6139.70X2.6	8.95
	3.00	PLWA4139.70X3.0	PLWA6139.70X3.0	10.25
	4.00	PLWA4139.70X4.0	PLWA6139.70X4.0	13.60
	5.00	PLWA4139.70X5.0	PLWA6139.70X5.0	16.85
154.00	2.00	PLWA4154.00X2.0	PLWA6154.00X2.0	7.60
156.00	3.00	PLWA4156.00X3.0	PLWA6156.00X3.0	11.50
159.00	2.00	PLWA4159.00X2.0	PLWA6159.00X2.0	7.85
	3.00	PLWA4159.00X3.0	PLWA6159.00X3.0	11.75
	4.00	PLWA4159.00X4.0	PLWA6159.00X4.0	15.50
168.30	2.00	PLWA4168.30X2.0	PLWA6168.30X2.0	8.30
	2.60	PLWA4168.30X2.6	PLWA6168.30X2.6	10.80
	3.00	PLWA4168.30X3.0	PLWA6168.30X3.0	12.45
	4.00	PLWA4168.30X4.0	PLWA6168.30X4.0	16.50
	5.00	PLWA4168.30X5.0	PLWA6168.30X5.0	20.50
204.00	2.00	PLWA4204.00X2.0	PLWA6204.00X2.0	10.10
206.00	3.00	PLWA4206.00X3.0	PLWA6206.00X3.0	15.25
219.10	2.00	PLWA4219.10X2.0	PLWA6219.10X2.0	10.85
	2.60	PLWA4219.10X2.6	PLWA6219.10X2.6	14.00
	3.00	PLWA4219.10X3.0	PLWA6219.10X3.0	15.75
	4.00	PLWA4219.10X4.0	PLWA6219.10X4.0	21.50
254.00	2.00	PLWA4254.00X2.0	PLWA6254.00X2.0	12.50
256.00	3.00	PLWA4256.00X3.0	PLWA6256.00X3.0	19.00
273.00	2.00	PLWA4273.00X2.0	PLWA6273.00X2.0	13.60
	2.60	PLWA4273.00X2.6	PLWA6273.00X2.6	17.50
	3.00	PLWA4273.00X3.0	PLWA6273.00X3.0	20.25
	4.00	PLWA4273.00X4.0	PLWA6273.00X4.0	27.00
304.00	2.00	PLWA4304.00X2.0	PLWA6304.00X2.0	15.15
306.00	3.00	PLWA4306.00X3.0	PLWA6306.00X3.0	22.75
323.90	2.00	PLWA4323.90X2.0	PLWA6323.90X2.0	16.15
	2.60	PLWA4323.90X2.6	PLWA6323.90X2.6	20.90
	3.00	PLWA4323.90X3.0	PLWA6323.90X3.0	24.00
	4.00	PLWA4323.90X4.0	PLWA6323.90X4.0	32.00
355.60	3.00	PLWA4355.60X3.0	PLWA6355.60X3.0	26.50
	4.00	PLWA4355.60X4.0	PLWA6355.60X4.0	35.25
406.40	3.00	PLWA4406.40X3.0	PLWA6406.40X3.0	30.30
	4.00	PLWA4406.40X4.0	PLWA6406.40X4.0	40.25
457.20	3.00	PLWA4457.20X3.0	PLWA6457.20X3.0	34.00
508.00	3.00	PLWA4508.00X3.0	PLWA6508.00X3.0	38.00
	4.00	PLWA4508.00X4.0	PLWA6508.00X4.0	50.50
609.60	3.00	PLWA4609.60X3.0	PLWA6609.60X3.0	46.00

Blank of gebeitst, niet gebeitst, gegloeid of toch niet gegloeid? Vraag dit gerust aan, wij leveren conform uw wensen. Onze voorraad is over het algemeen blank gegloeid.

BUIZEN



NAADLOZE PRECISIE BUIZEN

EN 10216-5

ASTM A312

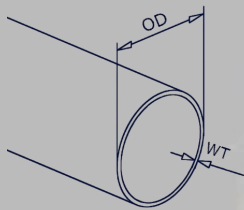
Dubbel gecertificeerd

304L

Wst. 1.4301
Wst. 1.4307

316L

Wst. 1.4401
Wst. 1.4404



OD	WT	304L	316L	KG/m
OUTSIDE DIAMETER	WALL THICKNESS	ARTIKELNUMMER	ARTIKELNUMMER	
3.18 (1/8")	0.89 (0.035")	PTSA43.18X0.89	PTSA63.18X0.89	0.05
6.00	1.00	PTSA46.00X1.0	PTSA66.00X1.0	0.10
	1.50	PTSA46.00X1.5	PTSA66.00X1.5	0.15
	2.00	PTSA46.00X2.0	PTSA66.00X2.0	0.20
6.35 (1/4")	0.71 (0.028")	PTSA46.35X0.71	PTSA66.35X0.71	0.10
	0.89 (0.035")	PTSA46.35X0.89	PTSA66.35X0.89	0.12
	1.24 (0.049")	PTSA46.35X1.24	PTSA66.35X1.24	0.16
	1.65 (0.065")	PTSA46.35X1.65	PTSA66.35X1.65	0.20
8.00	1.00	PTSA48.00X1.0	PTSA68.00X1.0	0.18
	1.50	PTSA48.00X1.5	PTSA68.00X1.5	0.24
	2.00	PTSA48.00X2.0	PTSA68.00X2.0	0.30
9.00	1.00	PTSA49.00X1.0	PTSA69.00X1.0	0.20
	1.50	PTSA49.00X1.5	PTSA69.00X1.5	0.30
9.53 (3/8")	0.89 (0.035")	PTSA49.53X0.89	PTSA69.53X0.89	0.20
	1.24 (0.049")	PTSA49.53X1.24	PTSA69.53X1.24	0.25
	1.65 (0.065")	PTSA49.53X1.65	PTSA69.53X1.65	0.33
10.00	1.00	PTSA410.00X1.0	PTSA610.00X1.0	0.23
	1.50	PTSA410.00X1.5	PTSA610.00X1.5	0.32
	2.00	PTSA410.00X2.0	PTSA610.00X2.0	0.40
10.20	2.00 (1/8" GAS)	PTSA410.20X2.0	PTSA610.20X2.0	0.41
11.00	1.00	PTSA411.00X1.0	PTSA611.00X1.0	0.25
	1.50	PTSA411.00X1.5	PTSA611.00X1.5	0.36
12.00	1.00	PTSA412.00X1.0	PTSA612.00X1.0	0.28
	1.50	PTSA412.00X1.5	PTSA612.00X1.5	0.39
	2.00	PTSA412.00X2.0	PTSA612.00X2.0	0.50
	2.50	PTSA412.00X2.5	PTSA612.00X2.5	0.60
	3.00	PTSA412.00X3.0	PTSA612.00X3.0	0.69
12.70 (1/2")	0.89 (0.035")	PTSA412.70X0.89	PTSA612.70X0.89	0.26
	1.24 (0.049")	PTSA412.70X1.24	PTSA612.70X1.24	0.36
	1.65 (0.065")	PTSA412.70X1.65	PTSA612.70X1.65	0.46
	2.11 (0.083")	PTSA412.70X2.11	PTSA612.70X2.11	0.56
13.00	1.00	PTSA413.00X1.0	PTSA613.00X1.0	0.30
	1.50	PTSA413.00X1.5	PTSA613.00X1.5	0.43
	2.50	PTSA413.00X2.5	PTSA613.00X2.5	0.66
13.50	1.00	PTSA413.50X1.0	PTSA613.50X1.0	0.31
	1.50	PTSA413.50X1.5	PTSA613.50X1.5	0.45
	2.00	PTSA413.50X2.0	PTSA613.50X2.0	0.58
	2.30 (1/4" GAS)	PTSA413.50X2.3	PTSA613.50X2.3	0.65
14.00	1.00	PTSA414.00X1.0	PTSA614.00X1.0	0.33
	1.50	PTSA414.00X1.5	PTSA614.00X1.5	0.47
	2.00	PTSA414.00X2.0	PTSA614.00X2.0	0.60
15.00	1.00	PTSA415.00X1.0	PTSA615.00X1.0	0.35
	1.50	PTSA415.00X1.5	PTSA615.00X1.5	0.51
	2.00	PTSA415.00X2.0	PTSA615.00X2.0	0.65
	3.00	PTSA415.00X3.0	PTSA615.00X3.0	0.90
15.88 (5/8")	1.24 (0.049")	PTSA415.88X1.24	PTSA615.88X1.24	0.45
	2.11 (0.083")	PTSA415.88X2.11	PTSA615.88X2.11	0.75

Ook kunt u bij ons buis op rol bestellen. Vraag gerust naar de mogelijkheden.





Blank of gebeitst, niet gebeitst, gegloeid of toch niet gegloeid? Vraag dit gerust aan, wij leveren conform uw wensen. Onze voorraad is over het algemeen blank gegloeid.

EN 10216-5

ASTM A312

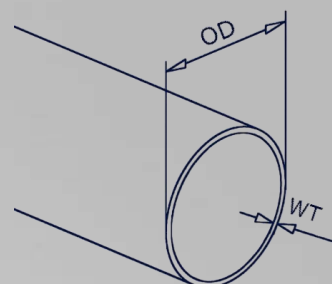
Dubbel gecertificeerd

Wst. 1.4301
Wst. 1.4307

304L

Wst. 1.4401
Wst. 1.4404

316L



OD	WT	304L	316L	KG/m
OUTSIDE DIAMETER	WALL THICKNESS	ARTIKELNUMMER	ARTIKELNUMMER	
16.00	1.00	PTSA416.00X1.0	PTSA616.00X1.0	0.38
	2.00	PTSA416.00X2.0	PTSA616.00X2.0	0.70
	3.00	PTSA416.00X3.0	PTSA616.00X3.0	0.99
17.00	1.00	PTSA417.00X1.0	PTSA617.00X1.0	0.40
	1.50	PTSA417.00X1.5	PTSA617.00X1.5	0.58
	2.00	PTSA417.00X2.0	PTSA617.00X2.0	0.75
17.20	2.35 (3/8" GAS)	PTSA417.20X2.35	PTSA617.20X2.35	0.87
	3.20	PTSA417.20X3.2	PTSA617.20X3.2	1.12
18.00	1.00	PTSA418.00X1.0	PTSA618.00X1.0	0.43
	1.50	PTSA418.00X1.5	PTSA618.00X1.5	0.62
	2.00	PTSA418.00X2.0	PTSA618.00X2.0	0.80
	3.00	PTSA418.00X3.0	PTSA618.00X3.0	1.13
	3.50	PTSA418.00X3.5	PTSA618.00X3.5	1.27
19.00	4.00	PTSA418.00X4.0	PTSA618.00X4.0	1.40
	1.00	PTSA419.00X1.0	PTSA619.00X1.0	0.45
	1.50	PTSA419.00X1.5	PTSA619.00X1.5	0.66
	2.00	PTSA419.00X2.0	PTSA619.00X2.0	0.85
	19.05 (3/4")	0.89 (0.035")	PTSA419.05X0.89	PTSA619.05X0.89
1.24 (0.049")		PTSA419.05X1.24	PTSA619.05X1.24	0.55
1.65 (0.065")		PTSA419.05X1.65	PTSA619.05X1.65	0.72
2.11 (0.083")		PTSA419.05X2.11	PTSA619.05X2.11	0.89
20.00	1.00	PTSA420.00X1.0	PTSA620.00X1.0	0.48
	1.50	PTSA420.00X1.5	PTSA620.00X1.5	0.70
	2.00	PTSA420.00X2.0	PTSA620.00X2.0	0.90
	2.50	PTSA420.00X2.5	PTSA620.00X2.5	1.10
	3.00	PTSA420.00X3.0	PTSA620.00X3.0	1.28
	3.50	PTSA420.00X3.5	PTSA620.00X3.5	1.45
	4.00	PTSA420.00X4.0	PTSA620.00X4.0	1.60
5.00	PTSA420.00X5.0	PTSA620.00X5.0	1.88	
21.30	2.65 (1/2" GAS)	PTSA421.30X2.65	PTSA621.30X2.65	1.20
22.00	1.00	PTSA422.00X1.0	PTSA622.00X1.0	0.50
	1.20	PTSA422.00X1.2	PTSA622.00X1.2	0.60
	1.50	PTSA422.00X1.5	PTSA622.00X1.5	0.75
	2.00	PTSA422.00X2.0	PTSA622.00X2.0	1.00
25	1.00	PTSA425.00X1.0	PTSA625.00X1.0	0.60
	1.50	PTSA425.00X1.5	PTSA625.00X1.5	0.85
	2.00	PTSA425.00X2.0	PTSA625.00X2.0	1.20
	2.50	PTSA425.00X2.5	PTSA625.00X2.5	1.70
25.40 (1")	1.24 (0.049")	PTSA425.40X1.24	PTSA625.40X1.24	0.75
	1.65 (0.065")	PTSA425.40X1.65	PTSA625.40X1.65	0.95
	2.11 (0.083")	PTSA425.40X2.11	PTSA625.40X2.11	1.25
28.00	1.50	PTSA428.00X1.5	PTSA628.00X1.5	1.00
	2.00	PTSA428.00X2.0	PTSA628.00X2.0	1.25
30.00	1.5	PTSA430.00X1.5	PTSA630.00X1.5	1.05
	2.0	PTSA430.00X2.0	PTSA630.00X2.0	1.40
	2.5	PTSA430.00X2.5	PTSA630.00X2.5	1.75
	3.0	PTSA430.00X3.0	PTSA630.00X3.0	2.00

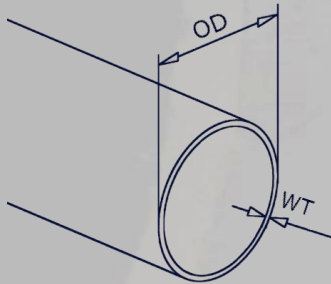
Ook kunt u bij ons buis op rol bestellen. Vraag gerust naar de mogelijkheden.



ASTM A312/09
ASME SA312/04

304L Wst. 1.4301
Wst. 1.4307

316L Wst. 1.4401
Wst. 1.4404



NPS+SCH.	OD	WT	304L	316L	KG/m
NOMINAL PIPE SIZE + SCHEDULE	OUTSIDE DIAMETER	WALL THICKNESS	ARTIKELNUMMER	ARTIKELNUMMER	
1/2" 10S	21.3	2.11	PLWA421.34X2.11	PLWA621.34X2.11	1.00
1/2" STD	21.3	2.77	PLWA421.34X2.77	PLWA621.34X2.77	1.27
1/2" XS	21.3	3.73	PLWA421.34X3.73	PLWA621.34X3.73	1.62
3/4" 10S	26.7	2.11	PLWA426.67X2.11	PLWA626.67X2.11	1.28
3/4" STD	26.7	2.87	PLWA426.67X2.87	PLWA626.67X2.87	1.69
3/4" XS	26.7	3.91	PLWA426.67X3.91	PLWA626.67X3.91	2.20
1" 10S	33.4	2.77	PLWA433.40X2.77	PLWA633.40X2.77	2.09
1" STD	33.4	3.38	PLWA433.40X3.38	PLWA633.40X3.38	2.50
1" XS	33.4	4.55	PLWA433.40X4.55	PLWA633.40X4.55	3.24
1.1/4" 10S	42.2	2.77	PLWA442.16X2.77	PLWA642.16X2.77	2.69
1.1/4" STD	42.2	3.38	PLWA442.16X3.38	PLWA642.16X3.38	3.39
1.1/2" 10S	48.3	2.77	PLWA448.26X2.77	PLWA648.26X2.77	3.11
1.1/2" STD	48.3	3.68	PLWA448.26X3.68	PLWA648.26X3.68	4.05
1.1/2" XS	48.3	5.08	PLWA448.26X5.08	PLWA648.26X5.08	5.41
2" 10S	60.3	2.77	PLWA460.33X2.77	PLWA660.33X2.77	3.93
2" STD	60.3	3.91	PLWA460.33X3.91	PLWA660.33X3.91	5.44
2" XS	60.3	5.54	PLWA460.33X5.54	PLWA660.33X5.54	7.48
2.1/2" 10S	73.0	3.05	PLWA473.03X3.05	PLWA673.03X3.05	5.26
2.1/2" STD	73.0	5.16	PLWA473.03X5.16	PLWA673.03X5.16	8.63
2.1/2" XS	73.0	7.01	PLWA473.03X7.01	PLWA673.03X7.01	11.41
3" 10S	88.9	3.05	PLWA488.90X3.05	PLWA688.90X3.05	6.46
3" STD	88.9	5.49	PLWA488.90X5.49	PLWA688.90X5.49	11.29
3" XS	88.9	7.62	PLWA488.90X7.62	PLWA688.90X7.62	15.27
4" 10S	114.3	3.05	PLWA4114.30X3.05	PLWA6114.30X3.05	8.37
4" STD	114.3	6.02	PLWA4114.30X6.02	PLWA6114.30X6.02	16.08
4" XS	114.3	8.56	PLWA4114.30X8.56	PLWA6114.30X8.56	22.32
5" 10S	141.3	3.40	PLWA4141.30X3.40	PLWA6141.30X3.40	11.56
5" STD	141.3	6.56	PLWA4141.30X6.56	PLWA6141.30X6.56	21.77
5" XS	141.3	9.52	PLWA4141.30X9.52	PLWA6141.30X9.52	30.97
6" 10S	168.3	3.40	PLWA4168.28X3.40	PLWA6168.28X3.40	13.83
6" STD	168.3	7.11	PLWA4168.28X7.11	PLWA6168.28X7.11	28.26
6" XS	168.3	10.97	PLWA4168.28X10.97	PLWA6168.28X10.97	42.56
8" 10S	219.1	3.76	PLWA4219.08X3.76	PLWA6219.08X3.76	19.97
8" STD	219.1	8.18	PLWA4219.08X8.18	PLWA6219.08X8.18	42.55
10" 10S	273.0	4.19	PLWA4273.05X4.19	PLWA6273.05X4.19	27.79
10" STD	273.0	9.27	PLWA4273.05X9.27	PLWA6273.05X9.27	60.31
12" 10S	323.9	4.57	PLWA4323.90X4.57	PLWA6323.90X4.57	35.99
12" STD	323.9	9.53	PLWA4323.90X9.53	PLWA6323.90X9.53	73.88
14" 10S	355.6	4.78	PLWA4355.60X4.78	PLWA6355.60X4.78	41.36
14" STD	355.6	9.53	PLWA4355.60X9.53	PLWA6355.60X9.53	81.33
16" 10S	406.4	4.78	PLWA4406.40X4.78	PLWA6406.40X4.78	47.43
16" STD	406.4	9.53	PLWA4406.40X9.53	PLWA6406.40X9.53	93.27
18" 10S	457.2	4.78	PLWA4457.20X4.78	PLWA6457.20X4.78	53.31
18" STD	457.2	9.53	PLWA4457.20X9.53	PLWA6457.20X9.53	105.14
20" 10S	508.0	5.54	PLWA4508.00X5.54	PLWA6508.00X5.54	68.65
20" STD	508.0	9.53	PLWA4508.00X9.53	PLWA6508.00X9.53	117.15
24" 10S	609.6	6.35	PLWA4609.60X6.35	PLWA6609.60X6.35	94.53
24" STD	609.6	9.53	PLWA4609.60X9.53	PLWA6609.60X9.53	141.12



ASTM A312/09
ASME SA312/04

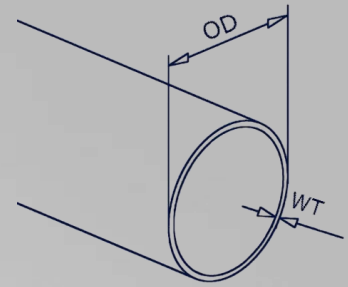
Wst. 1.4301
Wst. 1.4307

304L

Wst. 1.4401
Wst. 1.4404

316L

Staat uw wanddikte hier niet tussen?
U kunt deze wel gewoon aanvragen. Hieronder wordt het
meest verkochte weergegeven.



NPS+SCH.	OD	WT	304L	316L	KG/m
NOMINAL PIPE SIZE + SCHEDULE	OUTSIDE DIAMETER	WALL THICKNESS	ARTIKELNUMMER	ARTIKELNUMMER	
1/2" 10S	21.3	2.11	PSA421.34X2.11	PSA621.34X2.11	1.00
1/2" STD	21.3	2.77	PSA421.34X2.77	PSA621.34X2.77	1.27
1/2" XS	21.3	3.73	PSA421.34X3.73	PSA621.34X3.73	1.62
3/4" 10S	26.7	2.11	PSA426.67X2.11	PSA626.67X2.11	1.28
3/4" STD	26.7	2.87	PSA426.67X2.87	PSA626.67X2.87	1.69
3/4" XS	26.7	3.91	PSA426.67X3.91	PSA626.67X2.87	2.20
1" 10S	33.4	2.77	PSA433.40X2.77	PSA633.40X2.77	2.09
1" STD	33.4	3.38	PSA433.40X3.38	PSA633.40X3.38	2.50
1" XS	33.4	4.55	PSA433.40X4.55	PSA633.40X4.55	3.24
1.1/4" 10S	42.2	2.77	PSA442.16X2.77	PSA642.16X2.77	2.69
1.1/4" STD	42.2	3.38	PSA442.16X3.38	PSA642.16X3.38	3.39
1.1/2" 10S	48.3	2.77	PSA448.26X2.77	PSA648.26X2.77	3.11
1.1/2" STD	48.3	3.68	PSA448.26X3.68	PSA648.26X3.68	4.05
1.1/2" XS	48.3	5.08	PSA448.26X5.08	PSA648.26X5.08	5.41
2" 10S	60.3	2.77	PSA460.33X2.77	PSA660.33X2.77	3.93
2" STD	60.3	3.91	PSA460.33X3.91	PSA660.33X3.91	5.44
2" XS	60.3	5.54	PSA460.33X5.54	PSA660.33X5.54	7.48
2.1/2" 10S	73.0	3.05	PSA473.03X3.05	PSA673.03X3.05	5.26
2.1/2" STD	73.0	5.16	PSA473.03X5.16	PSA673.03X5.16	8.63
2.1/2" XS	73.0	7.01	PSA473.03X7.01	PSA673.03X7.01	11.41
3" 10S	88.9	3.05	PSA488.90X3.05	PSA688.90X3.05	6.46
3" STD	88.9	5.49	PSA488.90X5.49	PSA688.90X5.49	11.29
3" XS	88.9	7.62	PSA488.90X7.62	PSA688.90X7.62	15.27
4" 10S	114.3	3.05	PSA4114.30X3.05	PSA6114.30X3.05	8.37
4" STD	114.3	6.02	PSA4114.30X6.02	PSA6114.30X6.02	16.08
4" XS	114.3	8.56	PSA4114.30X8.56	PSA6114.30X8.56	22.32
5" 10S	141.3	3.40	PSA4141.30X3.40	PSA6141.30X3.40	11.56
5" STD	141.3	6.56	PSA4141.30X6.56	PSA6141.30X6.56	21.77
5" XS	141.3	9.52	PSA4141.30X9.52	PSA6141.30X9.52	30.97
6" 10S	168.3	3.40	PSA4168.28X3.40	PSA6168.28X3.40	13.83
6" STD	168.3	7.11	PSA4168.28X7.11	PSA6168.28X7.11	28.26
6" XS	168.3	10.97	PSA4168.28X10.97	PSA6168.28X10.97	42.56
8" 10S	219.1	3.76	PSA4219.08X3.76	PSA6219.08X3.76	19.97
8" STD	219.1	8.18	PSA4219.08X8.18	PSA6219.08X8.18	42.55
10" 10S	273.0	4.19	PSA4273.05X4.19	PSA6273.05X4.19	27.79
10" STD	273.0	9.27	PSA4273.05X9.27	PSA6273.05X9.27	60.31
12" 10S	323.9	4.57	PSA4323.90X4.57	PSA6323.90X4.57	35.99
12" STD	323.9	9.53	PSA4323.90X9.53	PSA6323.90X9.53	73.88
14" 10S	355.6	4.78	PSA4355.60X4.78	PSA6355.60X4.78	41.36
14" STD	355.6	9.53	PSA4355.60X9.53	PSA6355.60X9.53	81.33
16" 10S	406.4	4.78	PSA4406.40X4.78	PSA6406.40X4.78	47.43
16" STD	406.4	9.53	PSA4406.40X9.53	PSA6406.40X9.53	93.27
18" 10S	457.2	4.78	PSA4457.20X4.78	PSA6457.20X4.78	53.31
18" STD	457.2	9.53	PSA4457.20X9.53	PSA6457.20X9.53	105.14
20" 10S	508.0	5.54	PSA4508.00X5.54	PSA6508.00X5.54	68.65
20" STD	508.0	9.53	PSA4508.00X9.53	PSA6508.00X9.53	117.15
24" 10S	609.6	6.35	PSA4609.60X6.35	PSA6609.60X6.35	94.53
24" STD	609.6	9.53	PSA4609.60X9.53	PSA6609.60X9.53	141.12