



AFSLUITERS

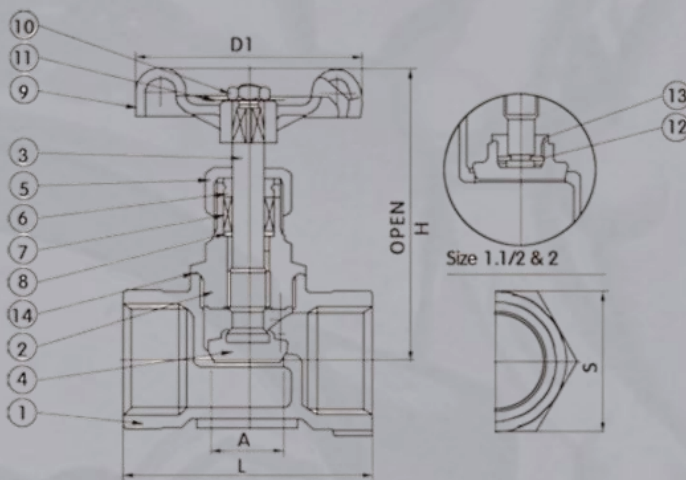
KLEPAFSLUITERS

Klepafsluiter, draad BSP, bi/bi (RVS)
Globe valve, BSP threads, F/F (S.S.)



Maat	A	H	L	D1	S	Artikelnr.
1/4"	10	80	45	70	21	GLVLV6013G
3/8"	10	80	45	70	21	GLVLV6017G
1/2"	10	80	52	70	25	GLVLV6021G
3/4"	15	86	60	70	31	GLVLV6026G
1"	20	103	71.5	80	40	GLVLV6033G
1.1/4"	25	105	81	80	50	GLVLV6042G
1.1/2"	32	124	91	90	54	GLVLV6048G
2"	40	138	101	100	67	GLVLV6060G

Nr.	Parts	Material
1	Body	CF8M
2	Bonnet	CF8M
3	Stem	SS316
4	Disc	SS316
5	Packing nut	CF8M
6	High washer	SS304
7	Gland packing	PTFE
8	Packing washer	SS304
9	Hand weel	Cast aluminium
10	Wheel nut	SS304
11	Plate	Aluminium
12	Disc washer	SS316
13	Lock nut	SS316
14	Joint gasket	PTFE



** Let op, ook te bestellen in een Y-model. Artikel = GLVLVY6, gevolgd door maatvoering.



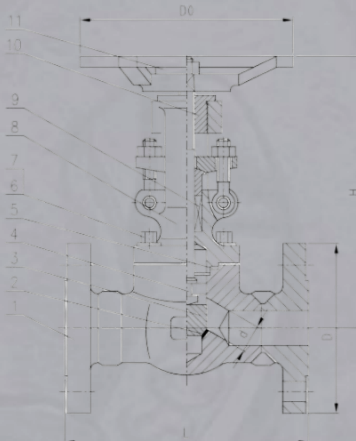
Klepafsluiter, geflensd, ANSI 150 A105/N
Globe valve, flanged ends, ANSI 150 A105/N



Maat	d	L	H	D0	D	Artikelnr.
1/2"	10.5	108	185	80	90	GLVLV150B21021
3/4"	13	117	183	80	100	GLVLV150B21026
1"	16.5	127	218	105	110	GLVLV150B21033
1.1/4"	21.5	140	223	140	115	GLVLV150B21042
1.1/2"	27	165	245	140	125	GLVLV150B21048
2"	33	203	269	160	150	GLVLV150B21060

Nr.	Parts	Material
1	Body	ASTM A105/N
2	Seat	Deposited STL
3	Wedge	ASTM A182 F6a
4	Stem	ASTM A276 - 410
5	Body gasket	AISI 304 + graphite
6	Bolt	ASTM A193 Gr. B7
7	Nut	ASTM A194 Gr. 2H
8	Stem packing	Graphite
9	Gland	ASTM A276 - 410
10	Gland Flange	ASTM A105
11	Bonnet	ASTM A105/N
12	Stem Nut	ASTM A276 - 410
13	Handwheel	Cast Iron

- ◆ Flanged ends according to ANSI B 16.5
- ◆ Max. working pressure 19 Bar.
- ◆ Working temperature -29°C / 420°C



** Let op, ook te bestellen in een 800 pond SW of NPT uitvoering.

** Artikel SW = GLVLV800SW21(maat) / Artikel NPT = GLVLV800NPT21(maat)

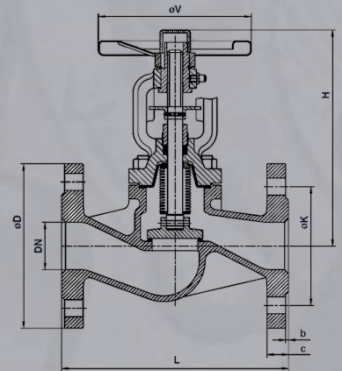
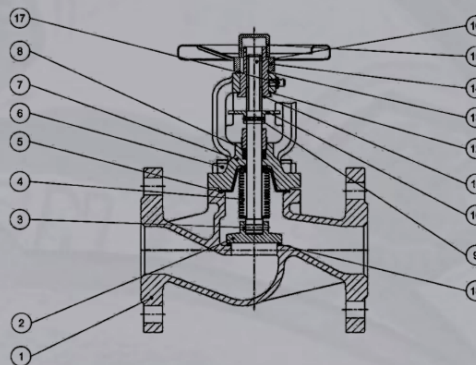


Klepafsluiter, geflensd (DIN/EN), staal PN40
 Globe valve, flanged ends (DIN/EN), C.S. PN40



DN	L	H	K	D	b	c	V	Artikel nr.
15	130	180	65	95	2	16	140	GLVLVFCSDN15PN40
20	150	190	75	105	2	18	140	GLVLVFCSDN20PN40
25	160	220	85	115	2	18	160	GLVLVFCSDN25PN40
32	180	220	100	140	2	18	160	GLVLVFCSDN32PN40
40	200	255	110	150	2	18	180	GLVLVFCSDN40PN40
50	230	260	125	165	2	20	180	GLVLVFCSDN50PN40
65	290	295	145	185	2	22	200	GLVLVFCSDN65PN40
80	310	330	160	200	2	24	250	GLVLVFCSDN80PN40
100	350	350	190	235	2	26	300	GLVLVFCSDN100PN40
125	400	420	220	270	2	26	350	GLVLVFCSDN125PN40
150	480	455	250	300	2	28	400	GLVLVFCSDN150PN40
200	600	550	320	375	3	34	500	GLVLVFCSDN200PN40

Nr.	Parts	Material
1	Body	GS-C25-1.0619
2	Disc	C.S. 13Cr
3	Pin	AISI 304
4	Bellows	AISI 304
5	Gasket	AISI 304 + graphite
6	Bolt	ASTM A193 B7
6	Nut	ASTM A194 2H
7	Cover	GS-C25-1.0619
8	Packing gland	AISI 105 + graphite
9	Pin	AISI 105
10	Guide piece	AISI 105
11	Pin	CI-25
12	Washer	AISI 304
13	Circlip	65Mn
14	Lock nut	AISI 105
15	Hand wheel	AISI 105
16	Stem	X2013Cr
17	Nozzle	AISI 304
18	Seat	13Cr



- ◆ Flanges according EN1092-2 PN40
- ◆ Max. working pressure 40 Bar (PN40)
- ◆ Working temperature $-10^{\circ}\text{C} / 400^{\circ}\text{C}$

** Let op, ook te bestellen in de drukklasse PN16. Dit geldt alleen voor de maten van 2" en hoger. Hieronder een overzicht.

Maat	DN	L	H	K	D	b	c	V	Artikelnr.
2"	50	230	260	125	165	2	20	180	GLVLVFCSDN50PN16
2.1/2"	65	290	295	145	185	2	18	200	GLVLVFCSDN65PN16
3"	80	310	330	160	200	2	20	250	GLVLVFCSDN80PN16
4"	100	350	350	180	220	2	20	300	GLVLVFCSDN100PN16
5"	125	400	420	210	250	2	22	350	GLVLVFCSDN125PN16
6"	150	480	455	240	285	2	22	400	GLVLVFCSDN150PN16
8"	200	600	550	295	340	3	24	500	GLVLVFCSDN200PN16